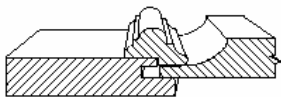


Applied Moulding Doors



Barcelona

matching drawer front available

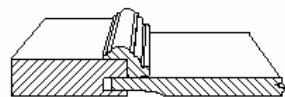


9-5/8" x 9-5/8"
3-3/8" framing
1" G-Cove raise shown




CRP-10161

matching drawer front available

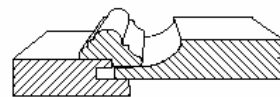


7" x 6-3/4"
2-5/16" framing
3/8" Reverse G-Cove
raise shown



CRP-10209

matching drawer front available

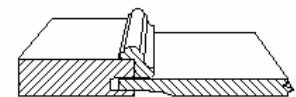


7-1/2" x 7-1/2"
2-5/16" framing
1" G-Cove raise
shown



CRP-10797

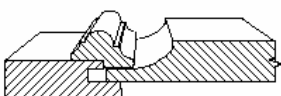
matching drawer front available



7" x 6-3/4"
2-5/16" framing
3/8" Reverse G-Cove
raise shown



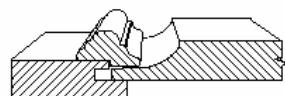
CRP-20209



9" x 9-1/4"
2-5/16" framing
1" G-Cove raise shown



CRP-30209



8-1/4" x 8-1/2"
2-5/16" framing
1" G-Cove raise
shown



CRP-90209

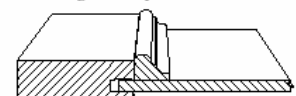


10" x 11-1/8"
2-5/16" framing
1" G-Cove raise
shown



Verona

matching drawer front available



7-1/4" x 7-1/4"
2-5/16" framing
1/4" Veneered panel

Size listed under each door represents minimum size for door. Door must exceed minimum listed by at least 3" in either width or height. Panel raise selection has an impact on actual minimum, so minimums shown are guidelines only.

Offering & Availability

All our doors are available in a wide variety of specifications to satisfy your custom needs. The information below indicates any exceptions or limitations pertaining to the designs shown on the previous page(s). For a detailed listing of particular option specifications, refer to the download indicated. These sections can be downloaded by clicking the appropriate yellow links to the right of the door images in each door category.

Woods		All species available in Hard Maple, Cherry, Soft Maple, Red Oak and Hickory except Verona which is not available in Soft Maple.
Edge Profiles	<i>See Edge Profiles Download</i>	All 3/4" profiles available.
Framing Beads	<i>See Framing Beads Download</i>	No options available.
Panel Raises	<i>See Panel Raises Download</i>	209 Series and Barcelona - 1" G-Cove, 1" P-602 and 5/8" Reverse G-Cove only. CRP-10797 - M-bead, P-057, P-602, Presidential, Reverse G-Cove and RM only. CRP-10161 - M-bead, P-057, P-602, Presidential and Reverse G-Cove only. Verona - 1/4" veneered panel only.
Options	<i>See Design Options Download</i>	Barcelona, CRP-10161, CRP-10797 and 209 series all options available except Camelot rout. Verona - all options available except G-121 and Camelot rout.
Mullion/Glass	<i>See Design Options Download</i>	All applied moulding mullion doors incur special lite charges. To order Verona frame only and mullion doors - order CRP-101728 with 2-1/2" framing.
Appliance panel	<i>See Design Options Download</i>	All available.