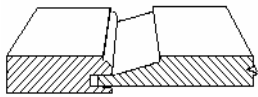


Mitered Raised Panel Doors



CRP-10 Miter

matching drawer front available

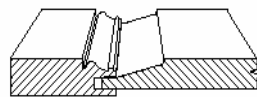


7-1/2" x 7-1/2"
2-5/16" framing
Slant raise shown



CRP-1389

matching drawer front available

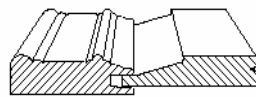


7-1/2" x 7-1/2"
2-5/16" framing
Slant raise shown



CRP-1420

matching drawer front available

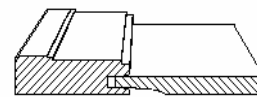


8-1/4" x 8-1/4"
2-11/16" framing
Slant raise shown



CRP-10191

matching drawer front available



7-1/8" x 7-1/8"
2-1/2" framing
Reverse G-Cove shown



CRP-10318

matching drawer front available

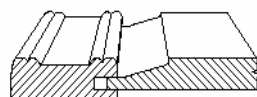


8-7/8" x 8-7/8"
2-15/16" framing
Louis XIII raise shown
1/4" radius corners
standard.



CRP-10334

matching drawer front available

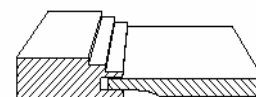


7-1/2" x 7-1/2"
2-5/16" framing
Slant raise shown




CRP-10382

matching drawer front available

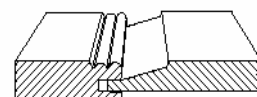


6-3/4" x 6-3/4"
2-5/16" framing
Reverse G-Cove shown



CRP-10533

matching drawer front available



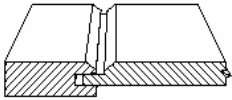
7-1/2" x 7-1/2"
2-5/16" framing
Slant raise shown

Size listed under each door represents minimum size for door. Door must exceed minimum listed by at least 3" in either width or height. Panel raise selection has an impact on actual minimum, so minimums shown are guidelines only.

Mitered Raised Panel Doors



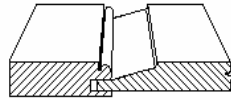
CRP-10605
matching drawer front available



5-3/8" x 5-3/8"
2-1/16" framing
Chamfer raise shown



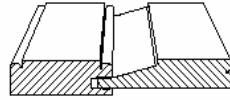
CRP-10751
matching drawer front available



7-1/2" x 7-1/2"
2-5/16" framing
Slant raise shown



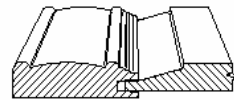
CRP-10827
matching drawer front available



7-1/2" x 7-1/2"
2-5/16" framing
Slant raise shown



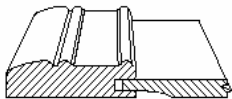
CRP-10875
matching drawer front available



8-5/8" x 8-5/8"
2-7/8" framing
Slant raise shown



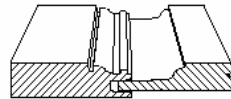
CRP-10946
matching drawer front available



8" x 8"
2-15/16" framing
Reverse G-Cove shown



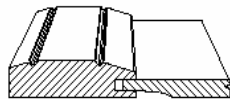
Presidential Miter
matching drawer front available



7-7/8" x 7-7/8"
2-1/2" framing
Presidential raise shown



Prestige
matching drawer front available



7-7/8" x 7-7/8"
2-7/8" framing
Reverse G-Cove shown

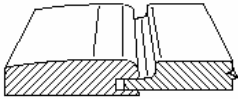
Size listed under each door represents minimum size for door. Door must exceed minimum listed by at least 3" in either width or height. Panel raise selection has an impact on actual minimum, so minimums shown are guidelines only.

Mitered Raised Panel Doors



Milan

matching drawer front available

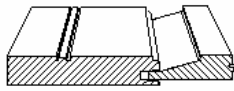


7-1/2" x 7-1/2"
2-15/16" framing
P-441 raise shown



Mirage

matching drawer front available



10-5/8" x 10-5/8"
3-7/8" framing
Slant raise shown

Size listed under each door represents minimum size for door. Door must exceed minimum listed by at least 3" in either width or height. Panel raise selection has an impact on actual minimum, so minimums shown are guidelines only.

Offering & Availability

All our doors are available in a wide variety of specifications to satisfy your custom needs. The information below indicates any exceptions or limitations pertaining to the designs shown on the previous page(s). For a detailed listing of particular option specifications, refer to the download indicated. These sections can be downloaded by clicking the appropriate yellow links to the right of the door images in each door category.

Woods		Maple, Cherry, Red Oak, Soft Maple and Hickory available. CRP10 Miter available in 1" thick.
Edge Profiles	See Edge Profiles Download	CRP10 Miter – all ¾" and 1" edges available CRP10533, CRP10382, CRP1389, CRP10605, CRP10751, Presidential Miter and mirage – All ¾" edges available. CRP10318 – as shown only. CRP10191, CRP10334, CRP1420, CRP10827, CRP10875, CRP10946, Prestige, Milan – As shown, no options available
Framing Beads	See Framing Beads Download	CRP10 Miter – All available. All other designs, as shown - no options available
Panel Raises	See Panel Raises Download	CRP10 Miter – All ¾" and 1" raises available. CRP10605 – Chamfer (shown), P057 or Reverse G Cove only. All other designs – all ¾" raises available
Options	See Design Options Download	Radius corners standard on CRP10318, square corners can be specified. All designs can receive back routed hand pull, concealed hinge boring, panel groove routing, wear sanding and distressing. Soss hinge routing (for joining lazy susan doors) not available on CRP10827, CRP10946, Prestige or Mirage. CRP10 Miter, CRP10382, CRP10533, CRP1389, CRP10605, CRP10751 and Presidential Miter can receive face routed hand pull.
Mullion/Glass	See Design Options Download	All available except CRP10191. All designs except CRP10 Miter will receive special lite charges. Milan available in Square bead million profile only. Mirage available with regular bead mullions only.
Appliance panel	See Design Options Download	CRP10 Miter, CRP1389, CRP10382, CRP10533, CRP10605, CRP10751, Presidential Miter and Mirage – All available. Other designs available as apply over plywood option only.