
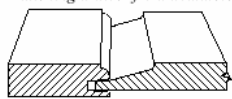


Raised Panel Doors




CRP-10

matching drawer front available

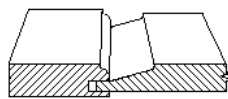


7-1/2" x 7-1/2"

Slant raise shown




CRP-10102

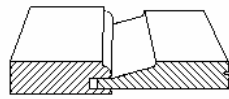


12-7/8" x 7-1/2"

Slant raise shown



CRP-10103



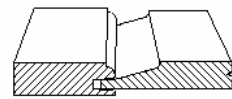
12-7/8" x 12-7/8"

Top panel is standard with horizontal grain. Specify height of top opening.

Slant raise shown




CRP-20

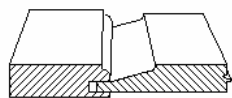


8-1/4" x 9-1/4"

Slant raise shown



CRP-2020

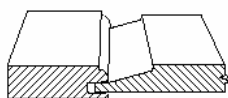


8-1/4" x 11"

Slant raise shown



HL/HR-20



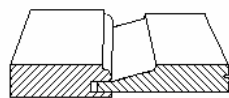
8-1/4" x 9"

HR-20 (right side door shown)

Slant raise shown



CRP-30

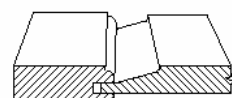


8-1/4" x 8-1/2"

Slant raise shown



CRP-3030



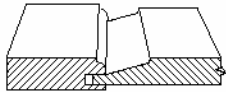
8-1/4" x 9-1/2"

Slant raise shown


Raised Panel Doors



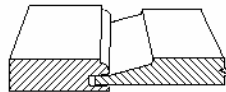
CRP-35



10-3/4" x 9-3/4"
 Top of arch flattens
 as door width
 increases
Slant raise shown



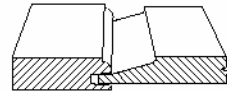
CRP-60



9-1/2" x 8-15/16"
Slant raise shown



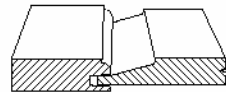
CRP-6060




9-1/2" x 10-3/8"
Slant raise shown



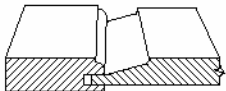
CRP-90



10" x 11-1/8"
Slant raise shown



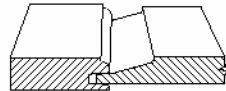
CRP-9090



10" x 14-3/4"
Slant raise shown



HL/HR-90



10" x 11-1/8"
 HL-90 (left side door
 shown).
Slant raise shown

Size listed under each door represents minimum size for door. Door must exceed minimum listed by at least 3" in either width or height. Panel raise selection has an impact on actual minimum, so minimums shown are guidelines only.

Offering & Availability

All our doors are available in a wide variety of specifications to satisfy your custom needs. The information below indicates any exceptions or limitations pertaining to the designs shown on the previous page(s). For a detailed listing of particular option specifications, refer to the download indicated. These sections can be downloaded by clicking the appropriate yellow links to the right of the door images in each door category.

Woods		Maple, Cherry, Red Oak, Soft Maple and Hickory available.
Edge Profiles	<i>See Edge Profiles Download</i>	All available
Framing Beads	<i>See Framing Beads Download</i>	All available
Panel Raises	<i>See Panel Raises Download</i>	All available
Options	<i>See Design Options Download</i>	All available
Mullion/Glass	<i>See Design Options Download</i>	All available
Appliance panel	<i>See Design Options Download</i>	All available