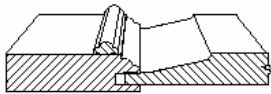


Statesman Collection Doors



Churchill

matching drawer front available



8-7/8" x 8-7/8"
2-3/4" framing
P-008 raise shown



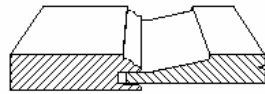
Douglass

8-7/8" x 8-7/8"
2-3/4" framing
Ogee rails
Chamfered stiles
P-106 raise shown



Franklin

matching drawer front available

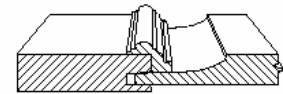


8-7/8" x 8-7/8"
2-3/4" framing
P-008 raise shown




Hancock

matching drawer front available



9" x 9"
2-3/4" framing
P-602 raise shown



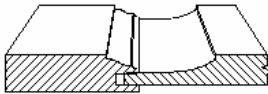
Lafayette

7-7/8" x 7-5/8"
2-3/4" framing
Reverse G-Cove raise shown
G-056 rout
1-1/2" spacing



Monroe

matching drawer front available



9" x 9"
2-3/4" framing
P-602 raise shown

Size listed under each door represents minimum size for door. Door must exceed minimum listed by at least 3" in either width or height. Panel raise selection has an impact on actual minimum, so minimums shown are guidelines only.

Offering & Availability

All our doors are available in a wide variety of specifications to satisfy your custom needs. The information below indicates any exceptions or limitations pertaining to the designs shown on the previous page(s). For a detailed listing of particular option specifications, refer to the download indicated. These sections can be downloaded by clicking the appropriate yellow links to the right of the door images in each door category.

Woods		Hard Maple, Cherry, Soft Maple, Red Oak and Hickory available
Edge Profiles	<i>See Edge Profiles Download</i>	All 3/4" available.
Framing Beads	<i>See Framing Beads Download</i>	Churchill, Franklin, Lafayette and Monroe - all 3/4" available. Douglass and Hancock standard as shown - no options available.
Panel Raises	<i>See Panel Raises Download</i>	Churchill and Franklin - all 3/4" raises. Hancock - P-057, P-602, Presidential and Reverse G-Cove only. Douglass, Lafayette and Monroe standard as shown - no options available.
Options	<i>See Design Options Download</i>	Franklin and Monroe - all available. Churchill, Douglass and Hancock - all except Camelot rout. Lafayette - all except G-012, G-015 and G-121 panel routs.
Mullion/Glass	<i>See Design Options Download</i>	All available. Douglass and Hancock receive a special lite charge.
Appliance panel	<i>See Design Options Download</i>	All available.